

1 2 3 4 5 6

A

A

B

B

C

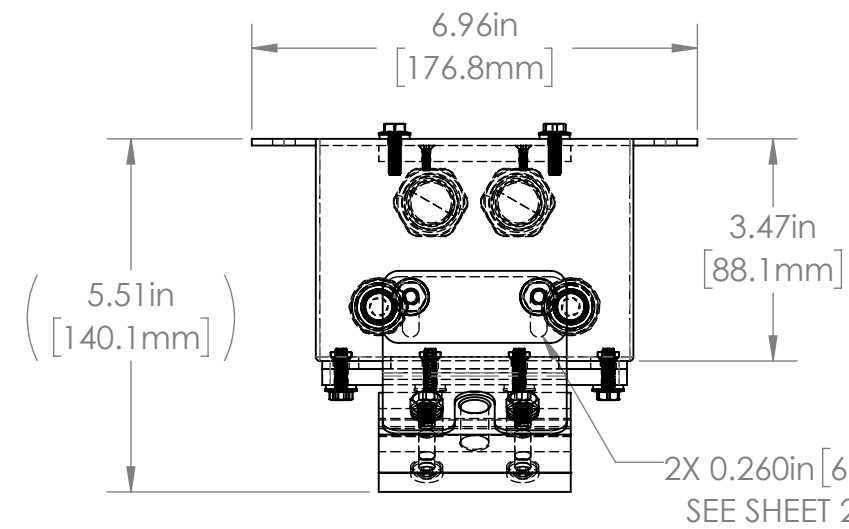
C

D

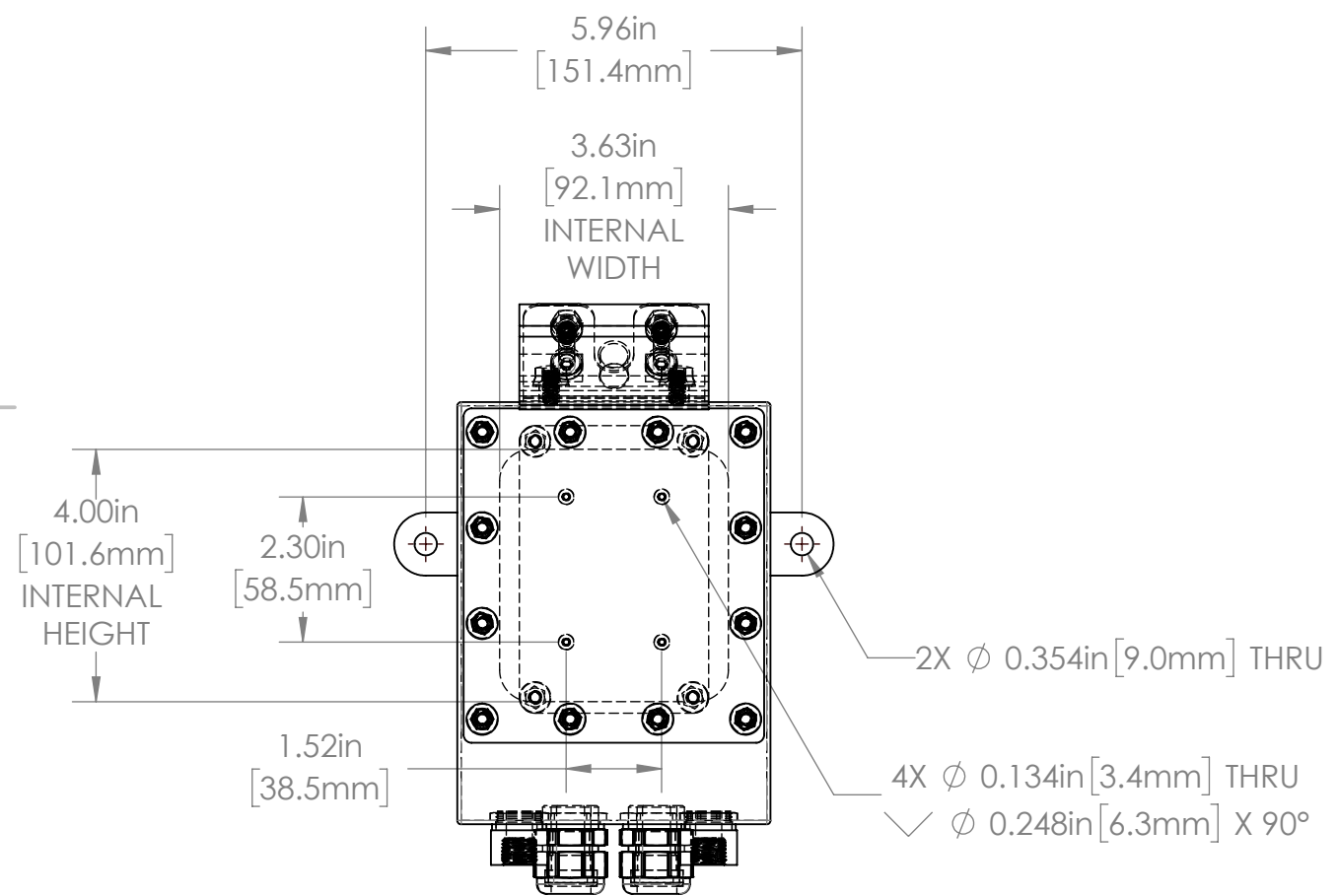
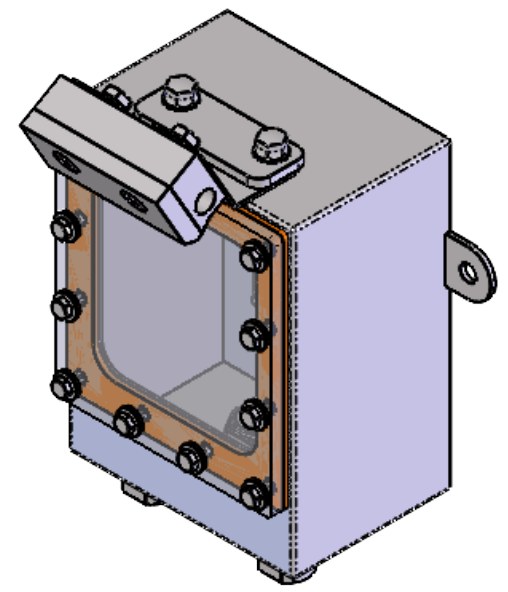
D

REVISIONS				
ZONE	REV.	DESCRIPTION	DATE	APPROVED
	A	RELEASED FOR PRODUCTION	4/26/2023	DMM

NOTE: SHEET 1 SHOWS AIR KNIFE BRACKET AT *MAXIMUM EXTENSION*

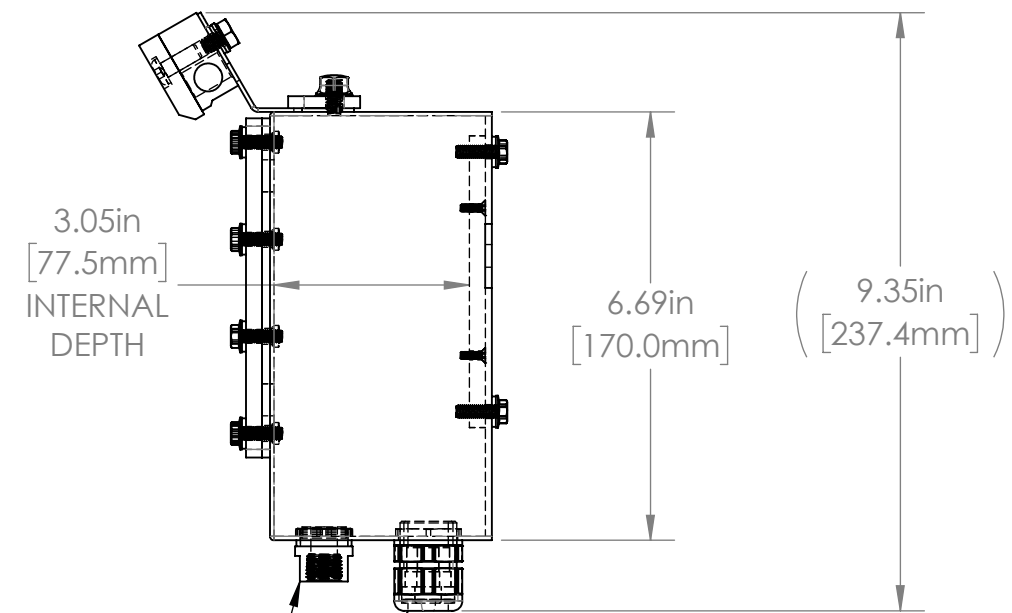


2X 0.260in [6.6mm] X 0.760in [19.3mm] THRU
SEE SHEET 2 FOR AIR KNIFE ADJUSTABILITY



2X ϕ 0.354in [9.0mm] THRU

4X ϕ 0.134in [3.4mm] THRU
 \surd ϕ 0.248in [6.3mm] X 90°



3.05in [77.5mm] INTERNAL DEPTH

6.69in [170.0mm]

9.35in [237.4mm]

2X 1/4 NPT ADAPTERS

2X PG16 CORD GRIPS

LD SERIES PROPERTIES TABLE

ENVIRONMENT RATING	IP68*	FDA WASHDOWN
	(*RATING MAY CHANGE IF INSTALLER MILLS CABLE GLAND OUTSIDE OF TOLERANCE)	
COMPONENT	MATERIAL	FINISH
BODY	316 SS	BURNISHED
VIEWPORT	POLYCARBONATE	NONE
GASKET	SILICONE	NONE
ARM/ADAPTER	6061 ALUMINUM	NONE
HARDWARE	316 SS - EXTERNAL, 18-8 SS - INTERNAL	NONE

TOLERANCES UNLESS OTHERWISE SPECIFIED			
MACHINING		SHEET METAL	
X.X	0.0250"	HOLE TO HOLE (SAME SURFACE)	
X.XX	0.0100"	X.X	0.030"
X.XXX	0.0050"	X.XX	0.010"
X.XXXX	0.0005"	X.XXX	0.005"
ANGULAR	0.5°	HOLE TO FOLDED EDGE	
DEBURR ALL		X.X	0.035"
		X.XX	0.025"
		X.XXX	0.015"
		FOLD TO FOLD	
		X.X	0.045"
		X.XX	0.035"
		X.XXX	0.020"
		ANGULAR 1.0°	

THIS PRINT IS THE PROPERTY OF APG VISION LLC. THE INFORMATION CONTAINED HEREIN IS CONFIDENTIAL. IT IS NOT TRANSFERABLE. IT IS FURNISHED WITH THE CLEAR UNDERSTANDING THAT IT IS NOT TO BE TRACED, REPRODUCED OR USED IN ANY PROCESS OF MANUFACTURING WITHOUT WRITTEN PERMISSION FROM THE OWNER AND IS RETURNABLE UPON DEMAND. ANY INFRINGEMENT UPON THE PATENT RIGHTS SHOWN HEREIN, WHETHER IN PART OR WHOLE, WILL BE PROSECUTED.

AS PART OF OUR POLICY OF CONTINUING DEVELOPMENT, APG VISION LLC RESERVES THE RIGHT TO ALTER SPECIFICATIONS WITHOUT PRIOR NOTICE.

APG Vision LLC
4055 Alpha Drive
Allison Park, PA 15101 USA
Phone +1 (412) 487-8211
apgvision.com

apgvision

DESCRIPTION:
LD FDA ENCLOSURE WITH ADJUSTABLE AIR KNIFE BRACKET AND AIR COOLING ADAPTERS

MATERIAL: SEE PROPERTIES TABLE

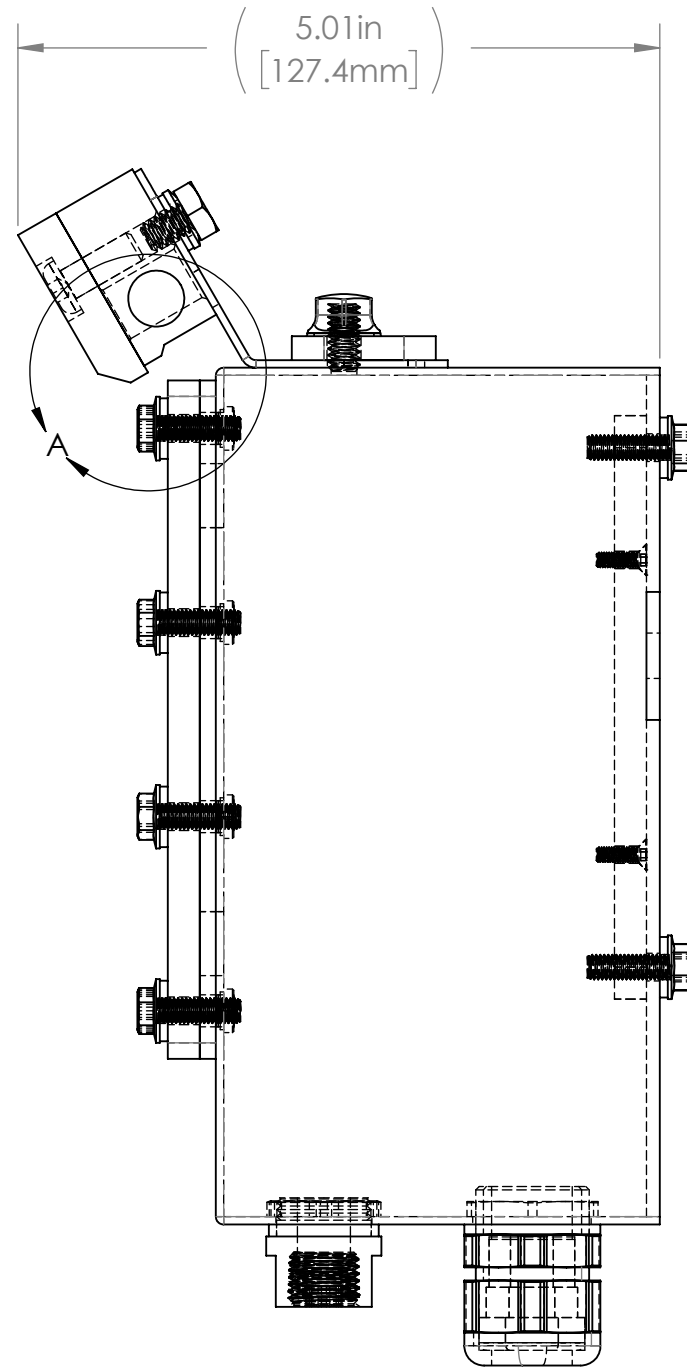
FINISH: SEE PROPERTIES TABLE

DRAWN BY:	DATE:	SCALE:	SHT-SIZE:	APPROX. WEIGHT (LBS)
GAS	4/26/2023	1:3	B	5.3469
CHECKED BY:	DATE:	PART NUMBER:	REVISION	
DMM	5/19/2023	LD-EO-2	A	

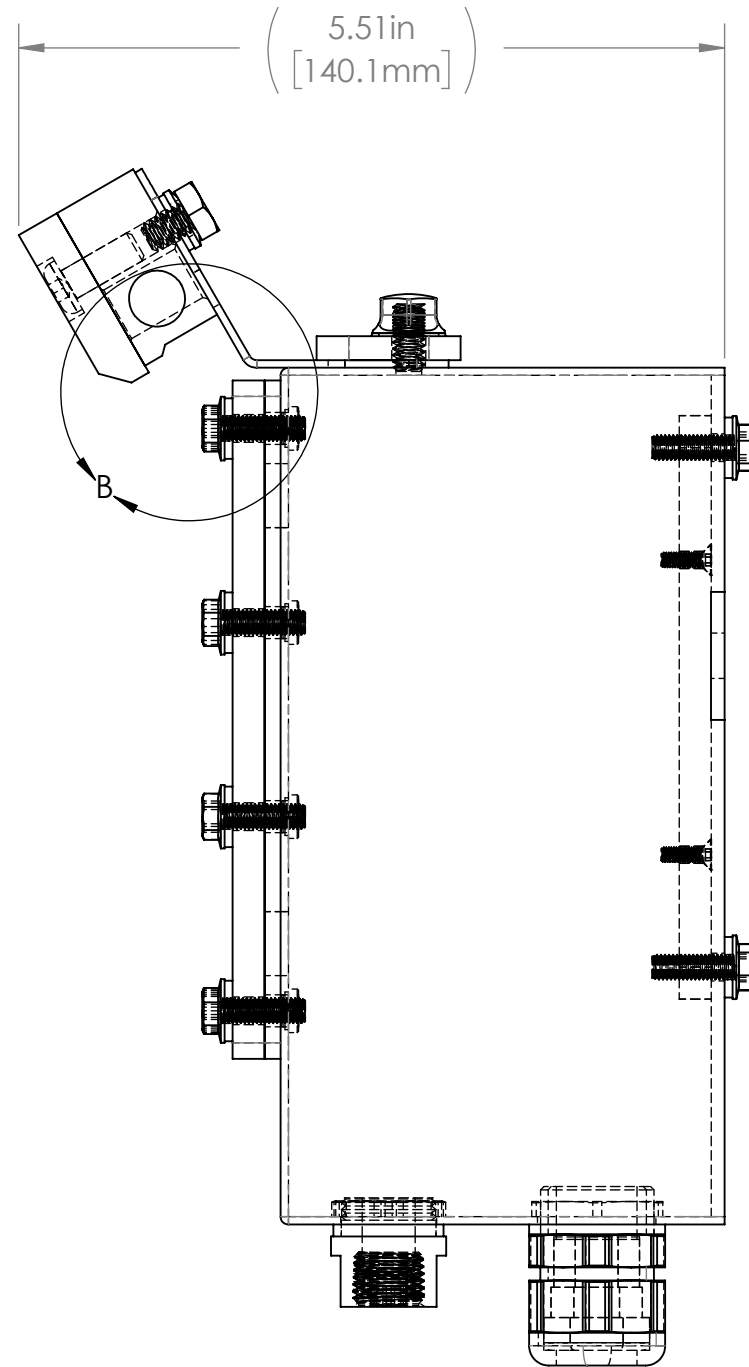
Sheet 1 of 2

1 2 3 4 5 6

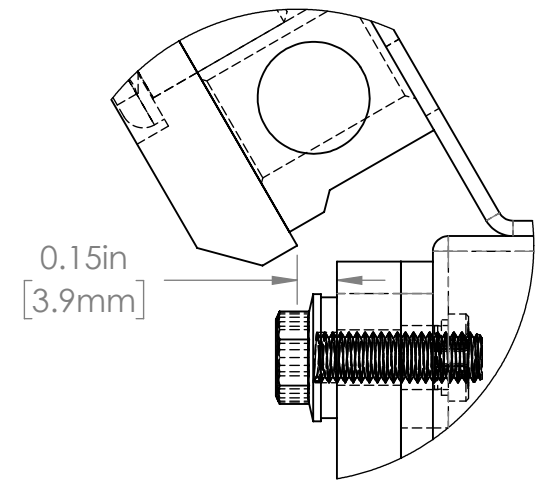
AIR KNIFE ADJUSTABILITY



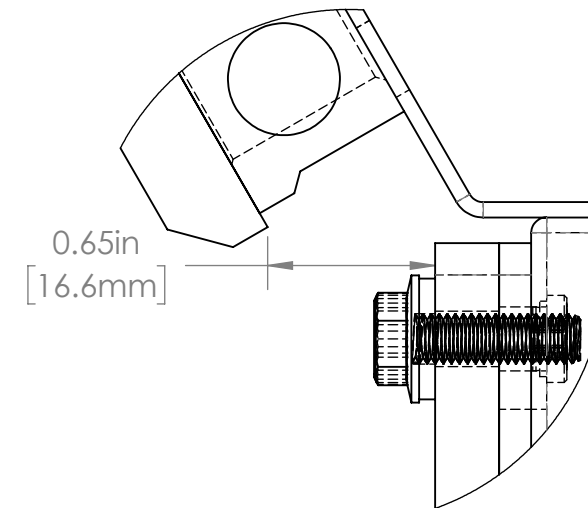
MAX RETRACT



MAX EXTEND



DETAIL A
SCALE 4 : 3



DETAIL B
SCALE 4 : 3

TOLERANCES UNLESS OTHERWISE SPECIFIED			
MACHINING		SHEET METAL	
X.X	0.0250"	HOLE TO HOLE (SAME SURFACE)	
X.XX	0.0100"	X.X	0.030"
X.XXX	0.0050"	X.XX	0.010"
X.XXXX	0.0005"	X.XXX	0.005"
ANGULAR	0.5°	HOLE TO FOLDED EDGE	
DEBURR ALL		X.X	0.035"
		X.XX	0.025"
		X.XXX	0.015"
		FOLD TO FOLD	
		X.X	0.045"
		X.XX	0.035"
		X.XXX	0.020"
		ANGULAR 1.0°	

THIS PRINT IS THE PROPERTY OF APG VISION LLC. THE INFORMATION CONTAINED HEREIN IS CONFIDENTIAL. IT IS NOT TRANSFERABLE. IT IS FURNISHED WITH THE CLEAR UNDERSTANDING THAT IT IS NOT TO BE TRACED, REPRODUCED OR USED IN ANY PROCESS OF MANUFACTURING WITHOUT WRITTEN PERMISSION FROM THE OWNER AND IS RETURNABLE UPON DEMAND. ANY INFRINGEMENT UPON THE PATENT RIGHTS SHOWN HEREIN, WHETHER IN PART OR WHOLE, WILL BE PROSECUTED.

AS PART OF OUR POLICY OF CONTINUING DEVELOPMENT, APG VISION LLC RESERVES THE RIGHT TO ALTER SPECIFICATIONS WITHOUT PRIOR NOTICE.

APG Vision LLC
4055 Alpha Drive
Allison Park, PA 15101 USA
Phone +1 (412) 487-8211
apgvision.com



DESCRIPTION:
LD FDA ENCLOSURE WITH ADJUSTABLE AIR KNIFE BRACKET AND AIR COOLING ADAPTERS

MATERIAL: SEE PROPERTIES TABLE

FINISH: SEE PROPERTIES TABLE

DRAWN BY: GAS DATE: 4/26/2023 SCALE: 2:3 SHT-SIZE: B APPROX. WEIGHT (LBS): 5.3469

CHECKED BY: DMM DATE: 5/19/2023 PART NUMBER: LD-EO-2 REVISION: A